


OCT 76

NORTH ALABAMA REGION NEWSLETTER



MEETING

28th Oct.

ABOVE BILL PENNY'S BODY SHOP

7:00

PROGRAM : MODEL A FORDS
BY DAN SHADY


REMINDER!

DEC. 4TH 1976

XMAS PARADE IN COWEN TENN.
5.⁰⁰ GAS MONEY

DEC 16TH 1976


XMAS PARTY N. ALA. REGION
HILTON INN 7:00
FOOD + SONG
5.⁰⁰ ADULTS + 4.⁵⁰ CHILDREN



CAR SHOW


This year the Tri Cities Chapter of the North Alabama Region AACA held its annual meet at Joe Wheeler State Park. This was a new location for the Region and it was well received by all who attended. The lodge is large enough to handle a large meet and the grounds, a mixture of trees and open fields, offers an ideal setting. If its too hot just bring your swim suit, the lake is only a few steps away. This year the meet was on the 28th of August; 89 cars were on display with a large flea market.





FRED'S FLIVER

Dave Hedrick, standing to the right, has owned this 1909 Tourabout for many, many years. The auto was completed this year and has won an AACA Senior 1st in Newark, Delaware. Dave's car was judged the Best of Show at Joe Wheeler State Park and rightly so. This little green beauty has got to be the pride of Birmingham's Dixie Region.




CHUBBY MAN'S CAR

J. O'Kelly bought this 1928 Chevrolet National Cabriolet in 1971. He has been wanting to be "laid-off" at work so he'll have some time to work on it. This auto has 23,000 original miles. The original owner was so fat he could not get in or out of the auto while it was parked in his garage, so his wife would always have to back-out and park the auto when he needed it. Until Jones bought this auto, no human had ever ridden in the rumble seat; it seems the original owner had this space reserved only for his dogs when he would go out hunting.




RUSTY'S RELICS

Floyd (Rusty) Parker was well known for his 1935, 12th Series, Dietrich Phaeton and his many wild stories. But it seems Rusty has turned his attention to T Birds. He owns a 1955, 56 and 57. I'm not sure about this story, but it was told to me that Rusty went down to Florida to buy another T Bird a few years back, but he came back really upset. The car he had thought was one of those nice little two seater Fords, was really a 1963 Corvette Coupe and my source says he paid a whopping \$430.00 for it - see what happens when you buy something in the dark? Anyway, Parker doesn't think the old Coupe is worth that much, but it will make a good second car to drive around town.




METICULOUS MERC.

Thurman Howard has owned this 1955 Merc since it was new. Every last nut and bolt is original on this auto, and Thurman has all the tags that have ever been on it.




"FIRE BALL" CARTER

Elmer Carter drove past a local club member's house one day in his "in process restoration" 1926 Model T Roadster. And to the club member's surprise, the whole rear section of the auto was in flames. After a short chase, the local member caught Elmer, they put out the fire and saved the auto. It seems Mr. Carter in his haste to take the auto for a drive, left a can of paint thinner in the turtle deck and while in transit a spill occurred, and the fluid dripped on the exhaust pipe causing a fire. It is always advisable to carry a fire extinguisher.




"COUPE" DE GRAS

Tommy Hunt bought this 1929 Sport Coupe on Huckleberry Mountain for \$1,100. It was his first restoration, which took 18 months, and he won an AACA 1st. Junior at Norfolk, Virginia, and a 1st. Senior at Newark, Delaware, this year. Mrs. Hunt told me that for Tommy to make the car shows this year he borrowed a truck from Charles Mullins, a trailer from Rusty Parker and the money from his wife. After the local show at Joe Wheeler State Park, Tommy sold his prize coupe to Singer George Jones and has bought a 1929 roadster he plans on having restored soon.




LOW MILEAGE "A"

This 1929 Ford Touring car is the prize possession of Mr. A. C. Davis who bought this auto sight unseen at a near by estate sale in Tennessee. The auto has original paint, upholstery, and so on, because it only has 23,000 original miles.




"N" FORD

This is one of 25 or more Fords that Charles and Betty Mullins own. This bright red 1906 Model "N" won a Junior 1st. at Norfolk, Virginia, this year, and made the trip to Hershey, Pennsylvania. I haven't heard if Charles wanted to show this little jewel in all the rain. If you did, we all hope you got a Senior 1st.



LIMEY LIMO

Murphree Flippen likes MG's and this 1954 TF is one of three he owns. I'm sure all the sports car buffs here in Huntsville are crying because all of his cars came from here; a 1946 TC and a 1952 TD.




CLASSY CHRYSLER

This 1948 Chrysler New Yorker is owned by the Tri Cities Chapter's Secretary-Treasurer Richard Hunnecutt. The auto has wool upholstery that the owner's wife never saw because the seat covers were installed before the auto left the dealership in '48. The car has 79,000 original miles and Richard is the second owner.




BILL'S PILGRAM

Bill Strickland bought this 1954 Plymouth in Lawrenceburg, Tennessee, from the original owner. This low mileage beauty still has the original spare.



PARTS - I NEED PARTS

This is Jimmy and Gloria Simpson's "in process" 1929 Model "A" as it was shown at the Joe Wheeler State Park Show. The paper taped under the back window is a list of where all the parts he has put on his auto have come from. Judging from this picture, his list is going to be longer before this auto is finished.



WILLIE'S HOT ROD

Willie Hickman built this auto years ago as a hot rod with a big V8 engine and so on. But since then he became interested in antique restoration; and, since he saved all the parts, he has restored this 1933 Chevrolet Sport Coupe back to its original condition.

KEM ROBERTSON - (205) 536-6960 FOR SALE

- NOS, MODEL "A" & "T" AMP METER (ORIG. BOX) \$15.⁰⁰
- 1941-48 COLUMBIA REAR END (FORD OR MERC) 150.⁰⁰
- NOS, MODEL A 5 BEARING CAM 40.⁰⁰
- NOS, 1933-34 COMMERCIAL HEADLIGHT BUCKET \$15.⁰⁰ (FORD)
- NOS, R.H. 1937 TAIL LIGHT IN BOX \$15.⁰⁰
- 1928-29 MODEL A POP-OUT SWITCH \$60.⁰⁰
- 1930-31 MODEL A POP-OUT SWITCHES \$50.⁰⁰ EACH.
- NEW MODEL A FORD RING + PINION GEAR \$45.⁰⁰
- 2 USED, BUT GOOD, REPRO 30-31 A RADIATORS - 40.⁰⁰ EACH
- (OLD) CARTER CARBURETOR DISPLAY, 3 DRAWS FULL OF NOS. PARTS \$40.⁰⁰

TRAILOR TIPS

- * Pull vehicle should be in excellent working order, especially tires, brakes and lights.
- * Light pull vehicles, such as small compacts, are not recommended.
- * Check the condition of hitch installation on the pull vehicle. A poor faulty installation can cause a serious accident. A bumper attachment only or a hitch installed to any sheet metal is a poor installation. A frame or frame and bumper attachment is recommended. A light hitch used for small boats or utility trailers is unexceptable.
- * A four wheel trailer is highly recommended over a two wheel trailer and a trailer braking system such as electric or surge brakes is also recommended.
- * Always have tire changing equipment and spare tires for trailer and pull vehicle and make sure they are in good working order.
- * Always carry a road emergency kit-flares or warning beacons and assorted tools.
- * Always use a safety chain.
- * Always make sure brakes and running lights are in good working order. Also check wheel bearings before every trip.
- * Always check the laws regarding trailers and trailoring a vehicle in your state and any other state you may be traveling through and make sure that you comply with these laws (such as weight limits, trailer widths, tags, heights, etc.).
- * A test drive should be taken to check for possible problems before any trip. If any problems in steering or braking are encountered-correct immediately or do not go.
- * All fastening points-pull vehicle to trailer and trailer to towed vehicle should be secure and checked periodically, also check lights. The towed vehicle should have at least two fastening points to the trailer and should be completely immobile. A short test drive should be taken after the trailer is loaded.
- * Always maintain excellent rear view visibility by side mirrors.

NOTE

- * One should maintain their own safety check list.
- * It is advisable to carry some extra reflectors that can be placed along the side and rear of the trailer and/or towed vehicle just for the added visibility especially in the event of a light failure on the trailer.
- * Always carry insurance.

MORE ITEMS TO CHECK WHEN GOING AFTER AN AUTO AND/OR WITH A
BORROWED TRAILOR

- * Make sure the vehicle to be picked up will roll, if possible carry a spare or two for it.
- * Make sure the trailor has ramps and that they are securely fastened or stored before using it.
- * Make sure you understand the means of fastening the "new" auto to the trailor. (Rope fastening is NOT adequate.)
- * Carry extra rope or twine to fasten down possible loose parts like doors, hood, etc.
- * Carry small boxes or bags to store loose or extra small parts. Check vehicle thoroughly for small parts laying inside. These could "rattle" out of the auto while in transit. Check for other possible losses, such as light lens, radiator ornaments, etc.
- * If the vehicle does not run make sure you have at least two means of loading and unloading the "new" vehicle.
- * Always allow yourself plenty of time for your trip in case you encounter problems. Check road conditions and weather. If you are unfamiliar with towing a vehicle check with others who have. Do not make the trip alone. If you are taking a long trip, take along your AACA National Roster. If you encounter problems away you may be able to locate some local help.

MORE ITEMS TO CHECK WHEN GOING AFTER AN AUTO AND/OR WITH A
BORROWED TRAILER

- * Make sure the vehicle to be picked up will roll, if possible
- * Carry a spare or two for it.
- * Make sure the trailer has ramps and that they are securely
- * fastened or stored before using it.
- * Make sure you understand the means of fastening the "new" auto
- * to the trailer. (Rope fastening is NOT adequate.)
- * Carry extra rope or wire to fasten down possible loose parts
- * like doors, hood, etc.
- * Carry small boxes or bags to store loose or extra small parts.
- * Check vehicle thoroughly for small parts (jacks, tools, etc.)
- * "Load" out of the auto while in transit.
- * other possible losses, such as light lens, etc.
- * etc.
- * If the vehicle does not run make sure you have
- * two means of loading and unloading the "new"
- * Always allow yourself plenty of time for your
- * encounter problems. Check road conditions as
- * you are unfamiliar with towing a vehicle check
- * have. Do not make the trip alone. If you
- * trip, take along your AAA National Roadster.
- * problems away you may be able to locate some

DENNIS MC CANN
2621 ROCKWELL ROAD NW
HUNTSVILLE AL 35810

